


# "I Can" Common Core!

## 1st Grade Reading



### I Can Read Fiction

- I can tell who, what, where, when, why and how after reading stories. RL.1.1
- I can retell a story. RL.1.2
- I can tell the characters, setting and what happens in a story. RL.1.3

### I Can Read Nonfiction

- I can tell who, what, where, when, why and how after reading nonfiction. RI.1.1
- I can find the main topic and details in a section of nonfiction. RI.1.2
- I can make and describe connections between two people, events or ideas in nonfiction. RI.1.3

### I Can Understand Fiction

- I can understand how words in a story can tell about feelings and the senses. RL.1.4
- I can tell the difference between fiction and nonfiction. RL.1.5
- I can talk about who is telling a story. RL.1.6

### **I Can Understand Nonfiction**

- I can ask and answer questions to help understand new words. RI.1.4
- I can use text features to help me understand nonfiction. RI.1.5
- I can use words and pictures to help me understand nonfiction. RI.1.6

### **I Can Use What I Know To Understand Fiction**

- I can use words and pictures to help me tell about the characters, setting and plot. RL.1.7
- I can compare and contrast what characters do in a story. RL.1.9


### **I Can Use What I Know To Understand Nonfiction**

- I can use words and pictures to help me understand nonfiction. RI.1.7
- I can find reasons to support the main idea of nonfiction. RI.1.8
- I can compare and contrast the main idea of two nonfiction texts. RI.1.9

### **I Can Read and Understand First Grade Fiction RL.1.10**

### **I Can Read and Understand First Grade Nonfiction RI.1.10**

### **I Can Use Basic Text Features to Help Me Read RF.1.1** (find the first word, capitalization, ending punctuation)


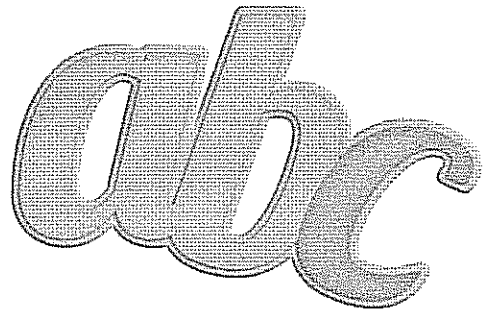


## I Can Use Phonics Skills to Help Me Read


- I can tell the number of syllables in words RF.1.2
- I can tell about different sounds in a word. RF.1.2
- I can use digraphs to help me read. RF.1.3
- I can read one syllable words. RF.1.3
- I can read vowel teams (magic e, ea, ay, oa) RF.1.3
- I can read two syllable words. RF.1.3
- I can read first grade words. RF.1.3

## I Can Read Fluently

- I can read with expression. RF.1.4
- I can read accurately. RF.1.4
- I can reread to understand what words mean. RF.1.4







# "I Can" Common Core!

## 1st Grade Language

### I Can Use Proper English When I Write and Speak

- I can print my uppercase and lowercase letters. L.1.1
- I can use common, proper, and possessive nouns. L.1.1
- I can use singular and plural nouns with the right verb. L.1.1
- I can use pronouns. L.1.1 (*I, me, my, they, them, their*)
- I can use adjectives and adverbs correctly. L.1.1
- I can use past, present, and future tense verbs. L.1.1
- I can use adjectives. L.1.1
- I can use conjunctions. L.1.1 (*and, but, or, so, because*)
- I can use determiners. L.1.1 (*a, the, this, that, my, many, few*)
- I can make simple and compound sentences. L.1.1
- I can make telling and asking sentences. L.1.1
- I can capitalize dates and names of people. L.1.2
- I can punctuate sentences. L.1.2
- I can use commas in dates. L.1.2
- I can use commas when writing groups of 3. L.1.2
- I can spell first grade words. L.1.2
- I can use what I know about phonics to spell new words. L.1.2



## I Can Figure Out What Words Mean and Use Them in Different Situations

- I can use context clues to help me understand a new word or words. L.1.4
- I can use the beginnings and endings of words to help me figure out what a new word means. L.1.4
- I can use root words to help me learn new words. L.1.4
- I can understand how word endings change the meaning of a word just a little. L.1.4
- I can sort words into categories. L.1.5
- I can tell why words belong in categories. L.1.5
- I can tell how words are used in real-life. L.1.5 (My bed is cozy.)
- I can tell the difference between similar verbs. L.1.5
- I can use words like because to help me explain. L.1.6

---

---

---

---

---

---

---

---

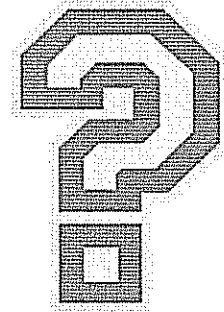


# “I Can” Common Core!

## 1st Grade Speaking & Listening



### I Can Understand and Talk About What I Hear

- I can follow rules for discussions. SL.1.1
- I can talk with others. SL.1.1
- I can ask questions during discussions. SL.1.1
- I can tell about the main ideas and details after I listen or read. SL.1.2
- I can ask and answer a question about what a speaker says. SL.1.3



### I Can Share What I Know


- I can tell about people places and things. SL.1.4
- I can use drawings to share what I know. SL.1.5
- I can speak and write in complete sentences. SL.1.6





# “I Can” Common Core!

## 1st Grade Math



### I Can Use Addition and Subtraction to Help Me Understand Math

- I can use strategies to solve addition word problems. 1.OA.1
- I can use strategies to solve subtraction word problems. 1.OA.1
- I can solve word problems by adding 3 whole numbers. 1.OA.2
- I can use the commutative property of addition. 1.OA.3
- I can use the associative property of addition. 1.OA.3
- I can use an addition fact to help me answer a subtraction problem. 1.OA.4
- I can count to help me add and subtract. 1.OA.5
- I can add facts within 20. 1.OA.6
- I can subtract facts within 20. 1.OA.6
- I know what an equal sign means. 1.OA.7
- I can tell if addition and subtraction equations are true or false. 1.OA.7
- I can tell the missing number in an addition or subtraction problem. 1.OA.8

### I Can Use Number Sense and Place Value to Help Me Understand Math

- I can count to 120. 1.NBT.1
- I can tell how many tens and how many ones are in a number. 1.NBT.2
- I can compare two-digit numbers using  $<$ ,  $=$ , and  $>$ . 1.NBT.3
- I can use manipulatives and pictures to help me solve problems within 100. 1.NBT.4
- I can use math strategies to help me solve problems within 100. 1.NBT.4





- I can find 10 more or 10 less in my head. 1.NBT.5
- I can subtract multiples of 10 under 100 and explain what I did. 1.NBT.6

### I Can Use Measurement and Data to Help Me Understand Math

- I can put three objects in order from longest to shortest. 1.MD.1
- I can tell the length of an object using whole numbers. 1.MD.2
- I can tell and write time in hours and half-hours using a clock. 1.MD.3
- I can organize data. 1.MD.4
- I can understand data. 1.MD.4
- I can ask and answer questions about data. 1.MD.4

### I Can Use Geometry to Help Me Understand Math

- I can tell about shapes. 1.G.1
- I can build and draw shapes. 1.G.1
- I can make two-dimensional shapes. 1.G.2
- I can make three-dimensional shapes. 1.G.2
- I can use shapes to make new shapes. 1.G.2
- I can divide shapes into parts. 1.G.3



*California Essential Standards for History/Social Science  
Grade One: A Child's Place in Time and Space  
From the California State Content Standards*

<b>Units</b>	<b>Standard</b>
<b>Analysis Skills</b> Chronological and Spatial Thinking	1. Place events and people in time sequence; interpret time lines.
	3. Explain how the present is connected to the past.
	4. Use map and globe skills to determine the locations of places and interpret information from a legend, scale, or symbolic representation.
<b>Research, Evidence, and Point of View</b>	1. Differentiate between primary and secondary sources.
	3. Distinguish fact from fiction by comparing documentation to stories.
<b>Content</b> 1.1 Citizenship	2. Understand elements of fair play and good sportsmanship, respect for rights and opinions of others, and respect for rules by which we live.
1.2 Types and Location of Places	1. Locate local community, California, the United States, the seven continents, and the four oceans on maps and globes.
	3. Construct a simple map using cardinal directions and map symbols.
	4. Describe how location, weather, and environment affect the way people live, including their food, clothing, shelter, transportation, and recreation.
1.3 U.S. Traditions	1. Recite Pledge of Allegiance and sing songs that express American ideals ("America").
	2. Understand the significance of our national holidays and the heroism and achievements of the people associated with them.
1.4 Different Times and Places	1. Examine the structure of schools and communities in the past.
	2. Study transportation methods of earlier times.
1.6 Economic Concepts	1. Understand the concept of exchange and the use of money to purchase goods and services.

*California Essential Standards for Science  
Grade One  
From the California State Content Standards*

Strand	Standard
<b>Physical Sciences</b> 1. Materials come in different forms (states), including solids, liquids, and gases.	a. Know that solids, liquids, and gases have different properties.
	b. Know that the properties of substances can change when the substances are mixed, cooled, or heated.
<b>Life Sciences</b> 2. Plants and animals meet their needs in different ways.	a. Know different plants and animals inhabit different kinds of environments; they have external features that help them thrive in different kinds of places.
	b. Know that both plants and animals need water, animals need food, and plants need light.
	c. Know that animals eat plants or other animals for food and may also use plants or even other animals for shelter and nesting.
	e. Know roots are associated with the intake of water and soil nutrients and green leaves are associated with making food from sunlight.
<b>Earth Sciences</b> 3. Weather can be observed, measured, and described.	a. Know how to use simple tools (e.g. thermometer, wind vane) to measure weather conditions and record changes from day-to-day and across the seasons.
	b. Know that the weather changes from day-to-day but that trends in temperature or rain tend to be predictable during a season.
	c. Know the sun warms the land, air, and water.
<b>Investigation and Experimentation</b> 4. Scientific progress is made by asking meaningful questions and conducting careful investigations.	a. Draw pictures that portray some features of the thing being described.
	b. Know how to record observations and data with pictures, numbers, or written statements.
	c. Know how to record observations on a bar graph.
	d. Describe the relative position of objects by using two references (e.g. above and next to, below and left of).